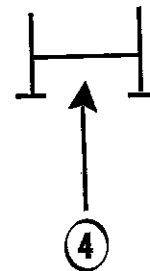
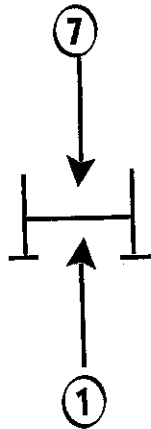
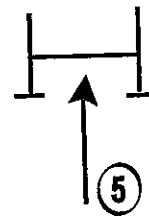
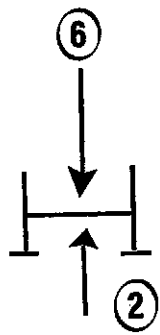


All Mini/Pony Hunter in Hand/Jumper in Hand

Class Nos. 9, 10, 11, 12

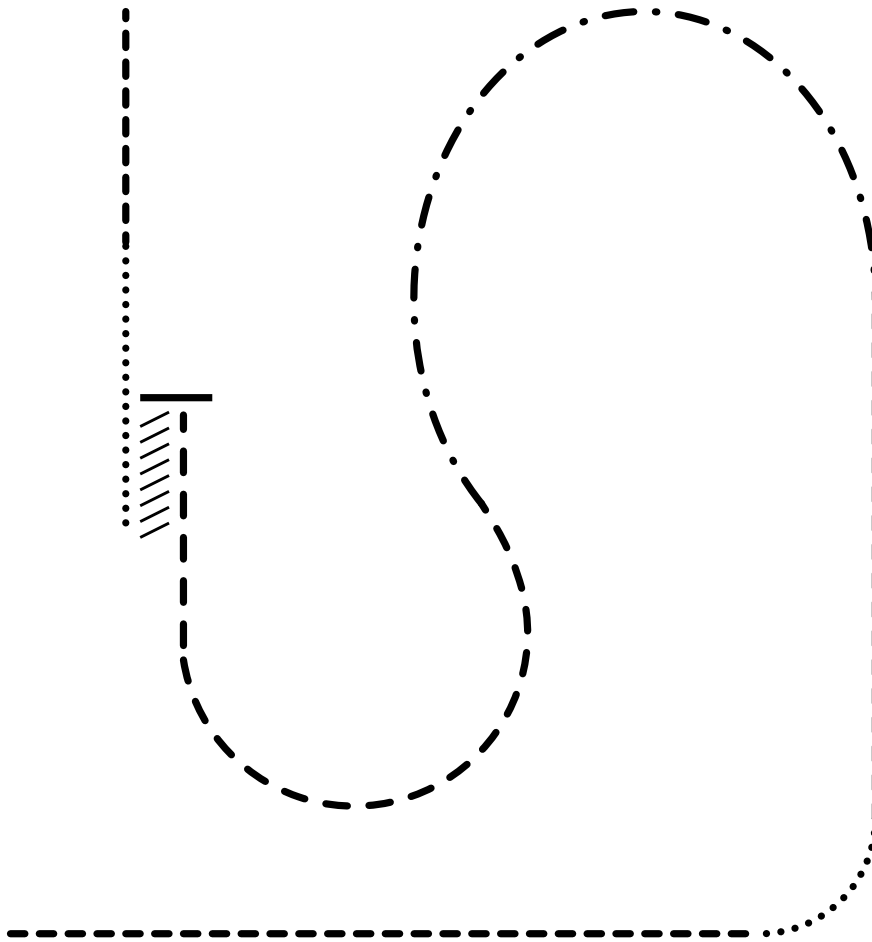


# Reinsmanship

Show: IPtHA Combining Colors

Date: Sep 1, 2023

7. Pinto AM Mini/Pony Reinsmanship  
8. Pinto YA Mini/Pony Reinsmanship



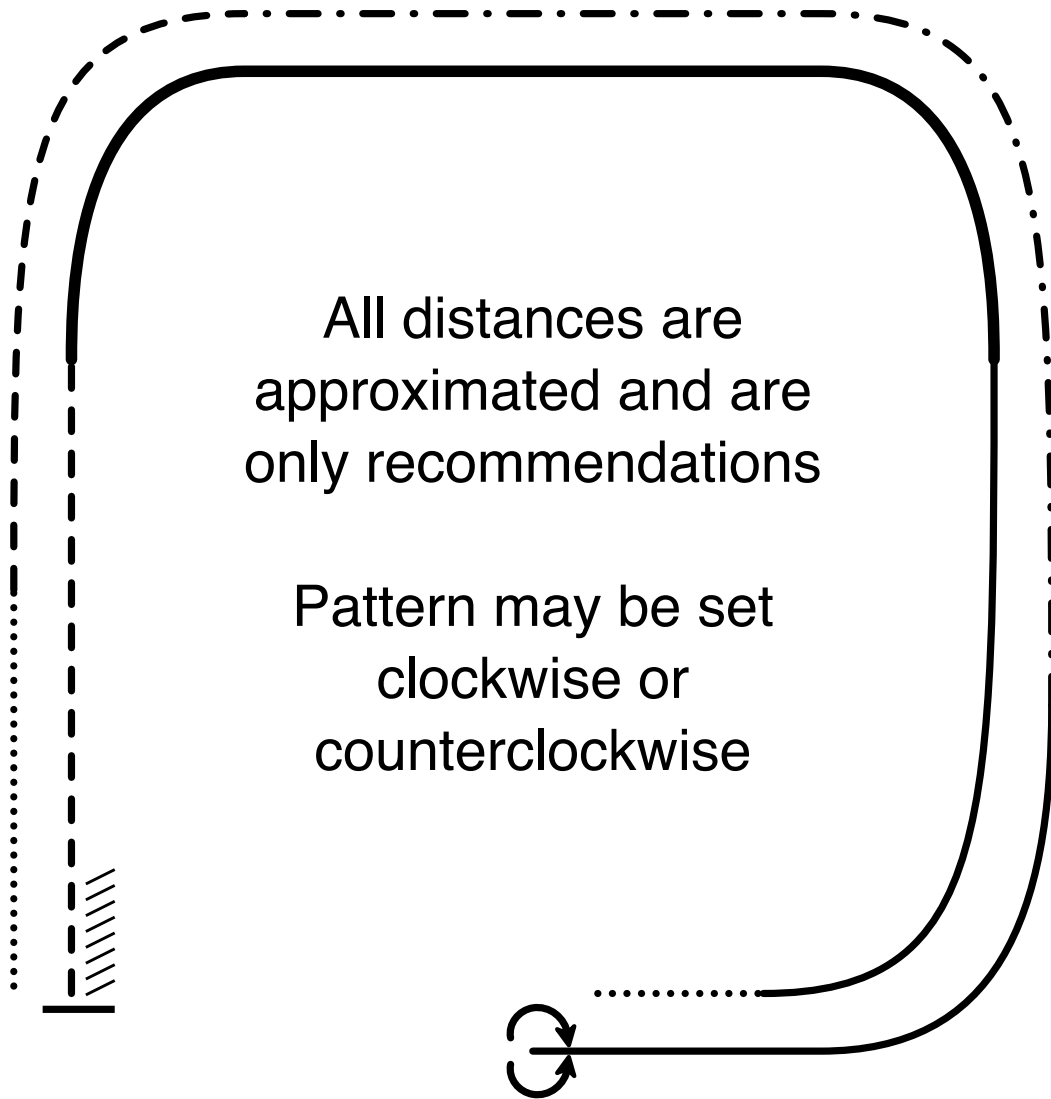
1. Slow trot across arena
2. Walk corner, slow trot
3. Strong trot as shown, collect to working trot
4. Working trot 1/2 circle as shown
5. Stop and back
6. Walk two horse lengths and slow trot to exit

# Ranch Pleasure

Show: IPtHA Combining Colors

Date: Sep 1, 2023

- 21. APHA Ranch Pleasure
- 22. APHA AM Ranch Pleasur
- 23. APHA YA Ranch Pleasur
- 24. APHA SPB Ranch Pleasur



1. Extended walk
2. Trot
3. Extended trot
4. Lope
5. Stop; Reverse
6. Walk
7. Lope
8. Extended lope
9. Trot
10. Stop and back

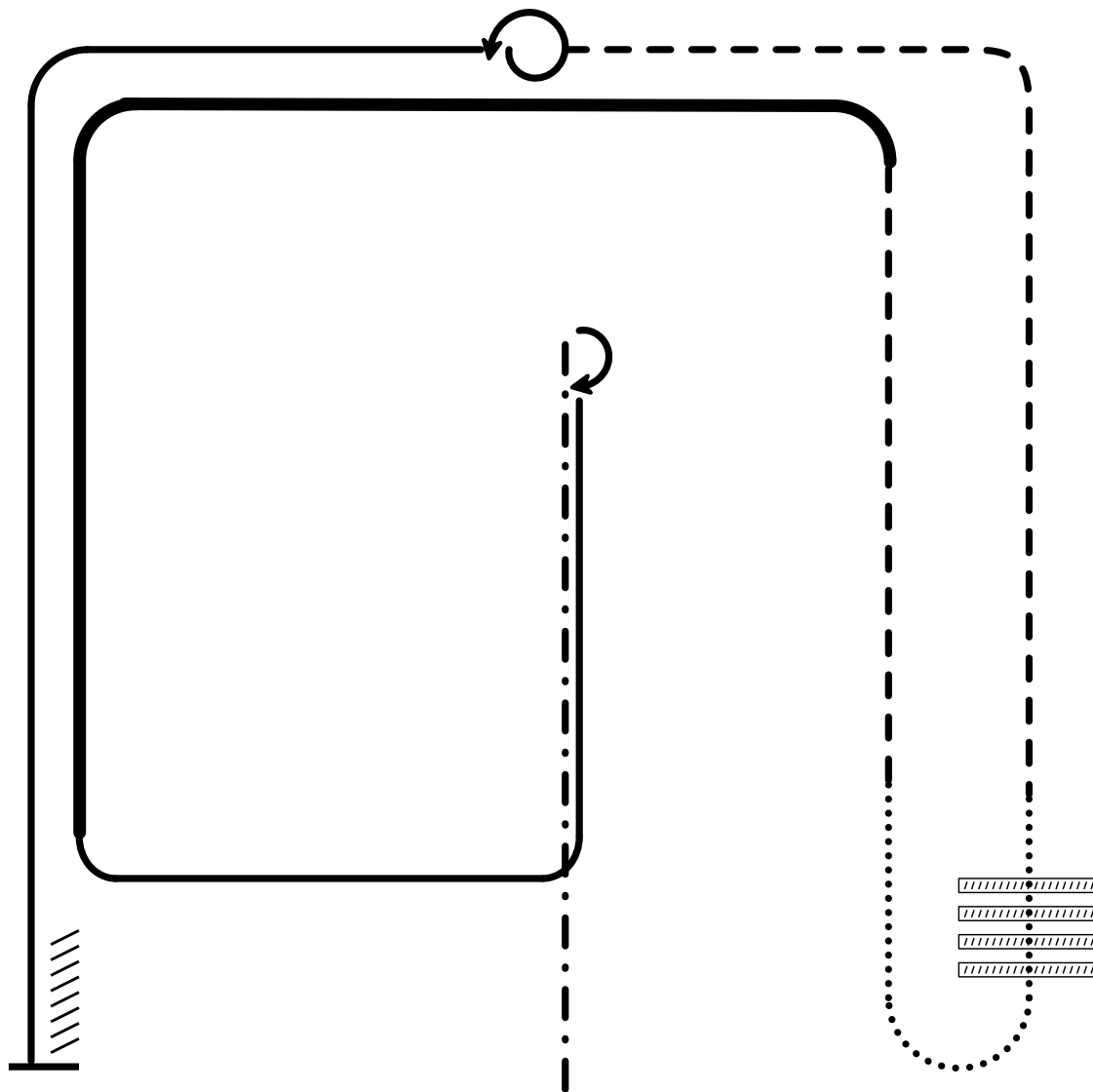
# Ranch Riding

Age Divisions

Show: IPtHA Combining Colors

25. ABO 18 & U Ranch Riding  
26. ABO 19 & O Ranch Riding

Date: Sep 1, 2023



1. Extended trot
2. Stop, rollback right
3. Lope right lead
4. Extended lope (right lead)
5. Trot
6. Walk
7. Walk over logs
8. Trot
9. Stop, 360° left
10. Lope left lead
11. Stop and back

Generated from Equiscribe for iOS

# Ranch Riding

Show: IPtHA Combining Colors

Date: Sep 1, 2023

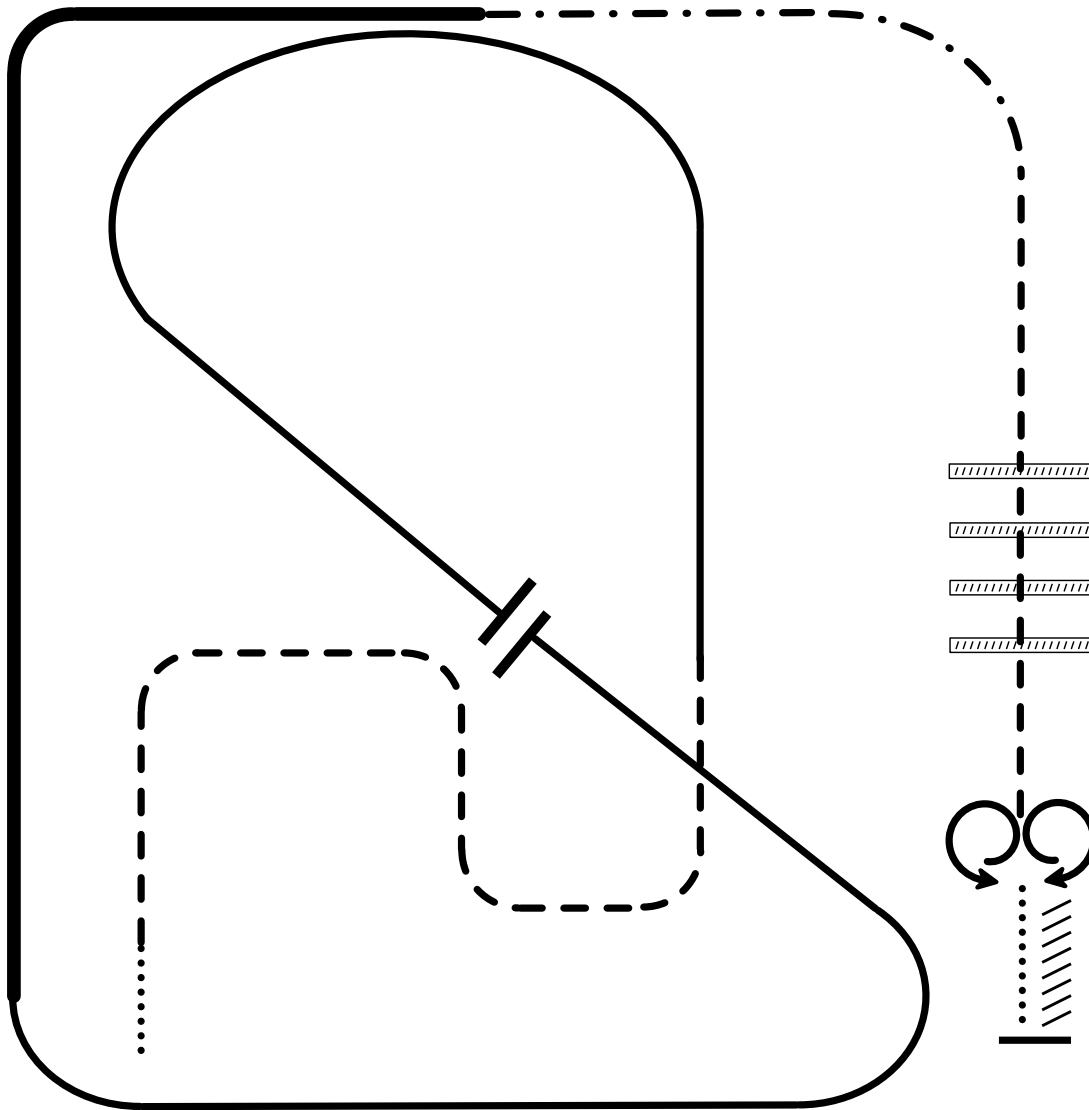
27/27A. PtHA/APHA Ranch Riding

28/28A. PtHA/APHA AM Ranch Riding

29/29A. PtHA/APHA YA Ranch Riding

30/30A. PtHA/APHA Solid Reg. Ranch Riding

31/31A. PtHA/APHA YA Solid Reg. Ranch Riding



Be ready at A

1. Walk
2. Trot serpentine
3. Lope left lead around the end of the arena and then diagonally across the arena
4. Change leads (simple or flying) and
5. Lope on the right lead around end of the arena
6. Extend lope on the straight away and around corner to the center of the arena
7. Extend trot around corner of the arena
8. Collect to a trot
9. Trot over poles
10. Stop, do 360° turn each direction (either direction first)Walk,
11. Stop and back

Exit at a walk

Generated from Equiscribe for iOS

# Trail

Show: IPtHA Combining Colors

Date: Sep 1, 2023

33. ABO Ranch Trail

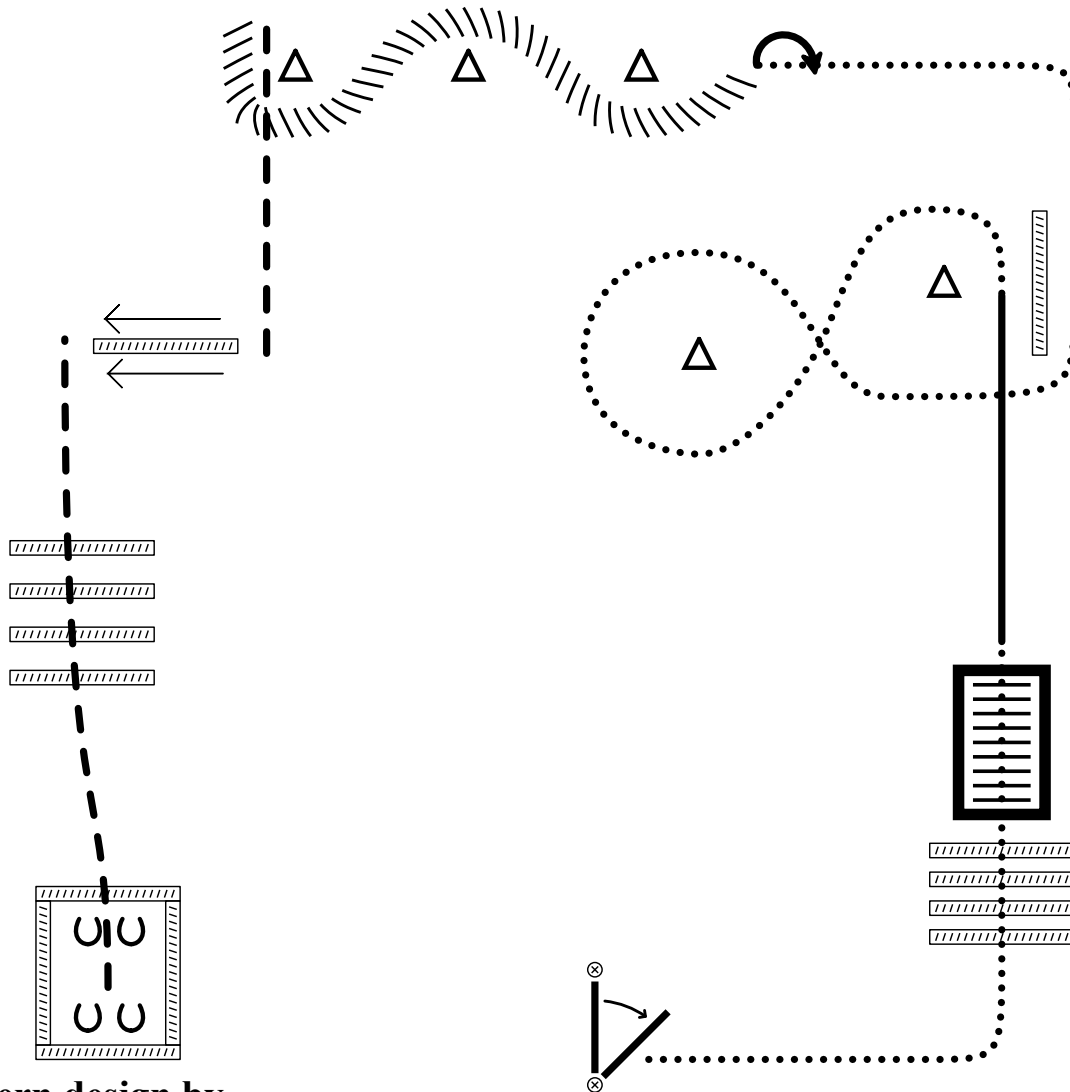
35/35A. PtHA/APHA Am Ranch Trail

34/34A. PtHA/ APHA Ranch Trail

36/36A. PtHA/APHA YA Ranch Trail

37/37A PtHA/APHA YA Solid Ranch Trail

38/38A PtHA/APHA Solid Ranch Trail



Pattern design by

1. Gate
2. Walk over brush and bridge
3. Left lead lope to drag, pick up rope,
4. Drag log at walk or trot figure 8, put rope back down \*\*
5. Walk, 180°, and back serpentine
6. Trot to sidepass
7. Sidepass right
8. Trot over logs and into ground tie
9. Dismount, ground tie, walk around horse, and lead horse out from ground tie

\*\*YA Classes

Do NOT drag log,  
rather, pick up rope,  
trot figure 8 and put  
rope down

Generated from Equiscribe for iOS

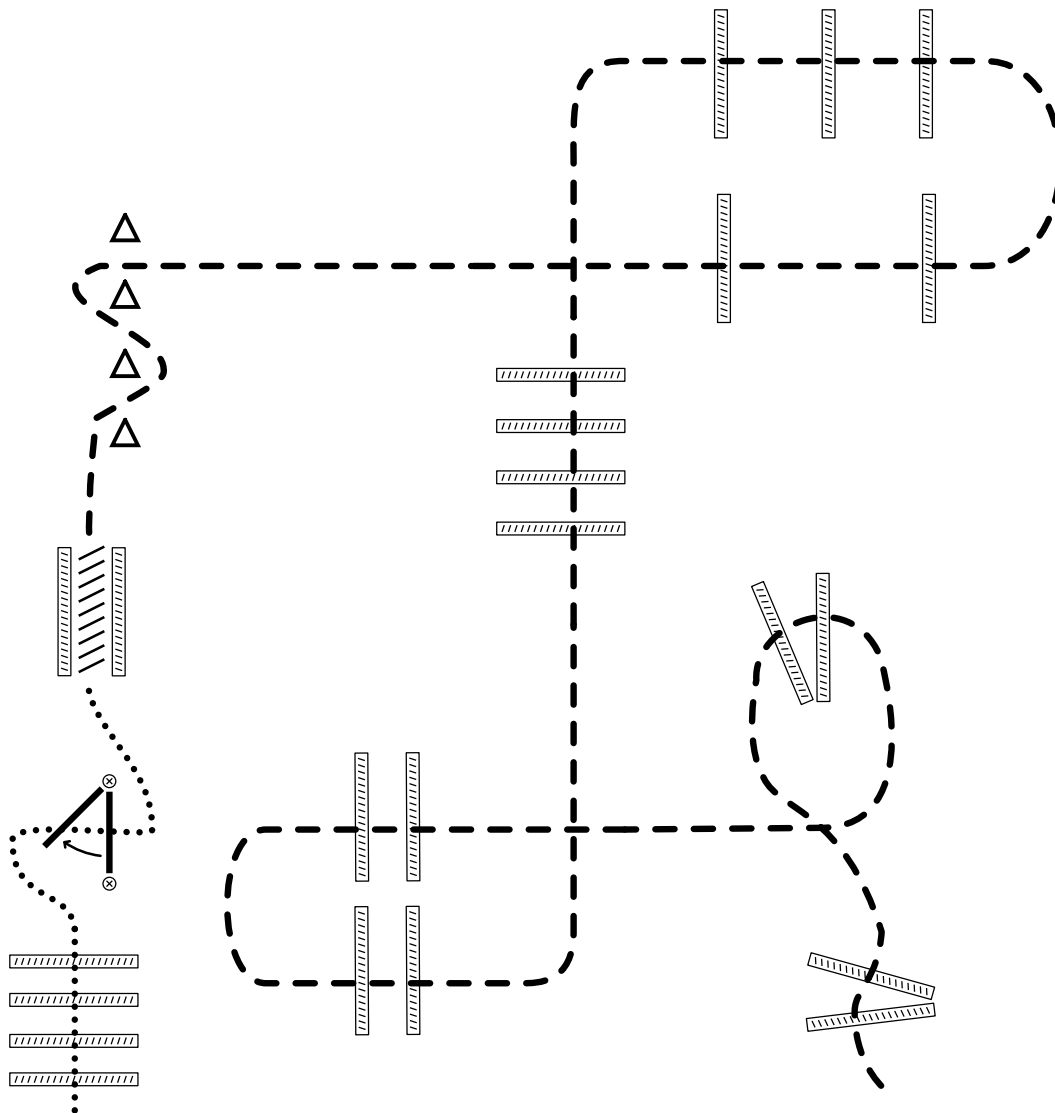
# Trail

Show: IPtHA Combining Colors

Date: Sep 1, 2023

All In-Hand and Walk/Trot Classes

Nos. 39,40,41,42/42B, 43/43A, 44/44A,  
45/45A, 46/46A, 47, 48/48A, 49, 50/50A,  
51/51A,



1. Walk over poles
2. Walk through gate
3. Back through chute
4. Jog serpentine
5. Jog over poles
6. Jog over poles
7. Jog over poles
8. Jog over poles as shown

# Trail

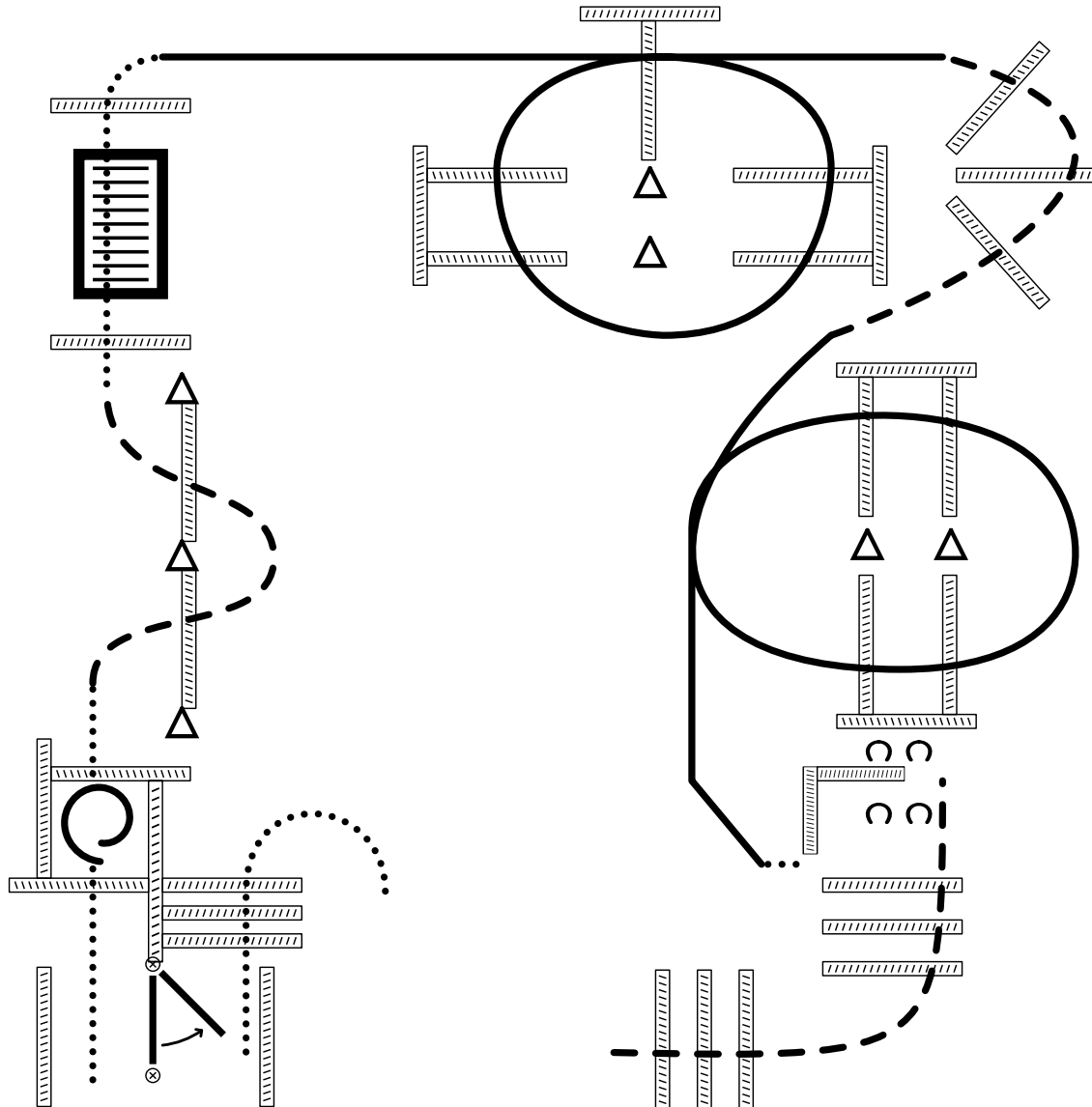
## Age Divisions

Show: IPtHA Combining Colors

Date: Sep 1, 2023

All other Trail except In-Hand and Walk/Trot  
Nos. 52, 53/53B, 54, 55/55A, 56/56A,  
57, 58/58A,\* 59/59A\*, 60/60A\*,  
61/61A,\* 62/62A,\*

\*Some Poles will be raised



1. Trot over logs
2. Side pass left then side pass over poles; Walk forward
3. Lope over poles (right lead)
4. Jog over poles
5. Lope over logs (left lead)
6. Break to the walk walk over logs and over bridge
7. Jog through serpentine, jog over poles
8. Stop or break to the walk, walk into box; execute a 360° turn either way, walk out of box
9. Walk to gate, back through gate
10. Walk over poles

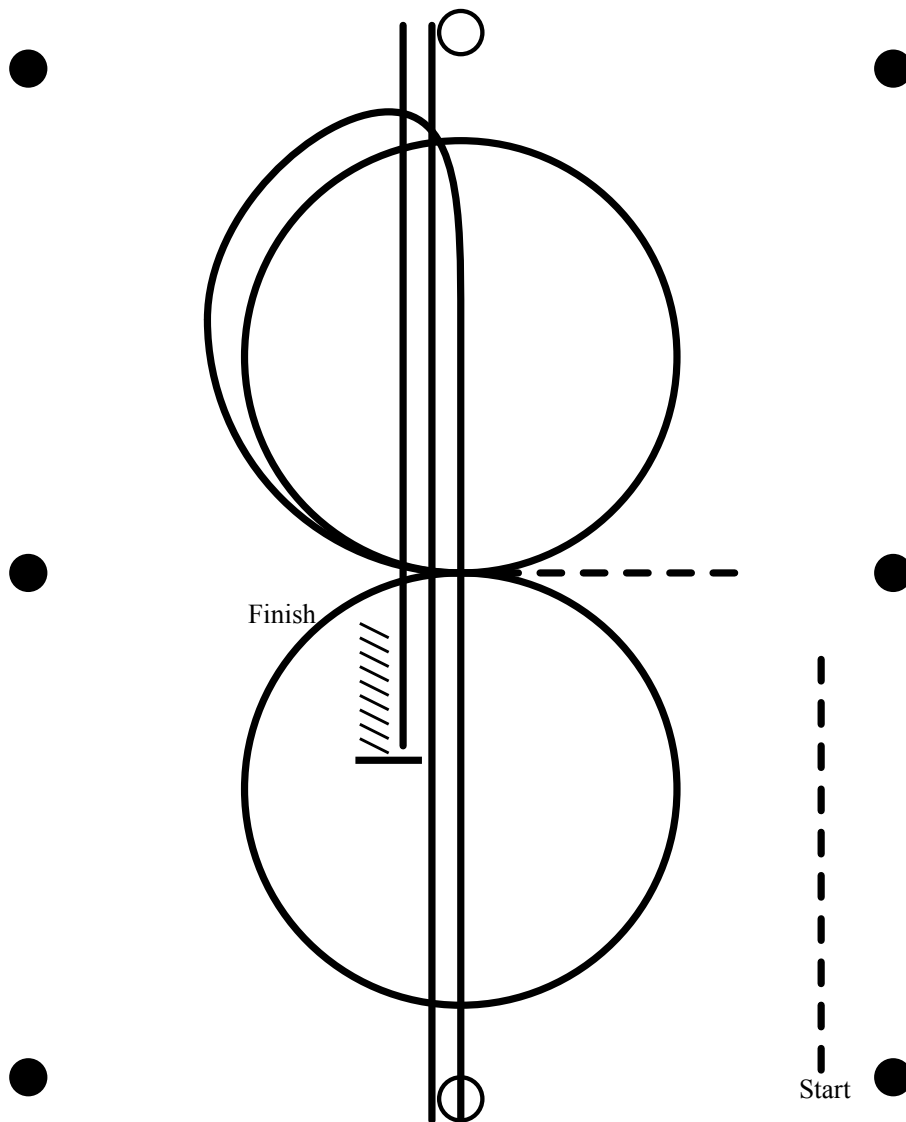
*Generated from Equiscribe for iOS*



## Reining

Show: IPtHA Combining Colors

Date: Sep 1, 2023

**Pattern design by**

Trot to center of arena. Stop. Start pattern facing judge.

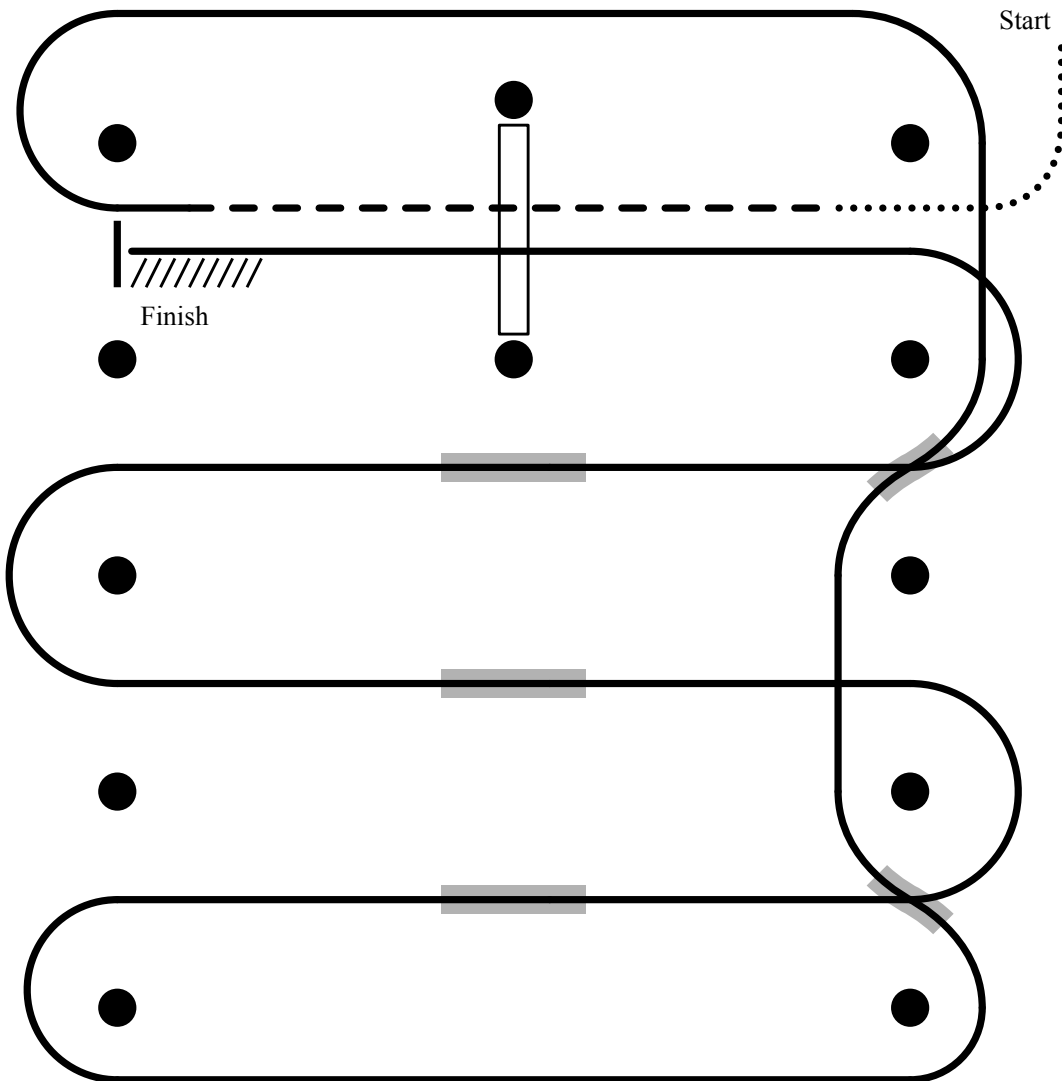
1. Beginning on the right lead lope one circle to the right. Change leads.
2. Complete one circle to the left. Change leads and continue to top of arena.
3. Run down center of arena past end marker and stop.
4. Complete 1-1/2 spins right
5. Run to the other end of arena past end marker and stop
6. Complete 1-1/2 spins left
7. Run past center marker, stop and back 10 ft.
8. Hesitate to complete pattern.

## Western Riding

64. ABO Western Riding  
65. APHA Green Western Riding

Show: IPtHA Combining Colors

Date: Sep 1, 2023



1. Walk, transition to jog, jog over log
2. Transition to the right lead and lope around end
3. First line change
4. Second line change, lope around end of arena
5. First crossing change
6. Second crossing change
7. Third crossing change
8. Lope over log
9. Lope, stop & back

# Western Riding

Age Divisions

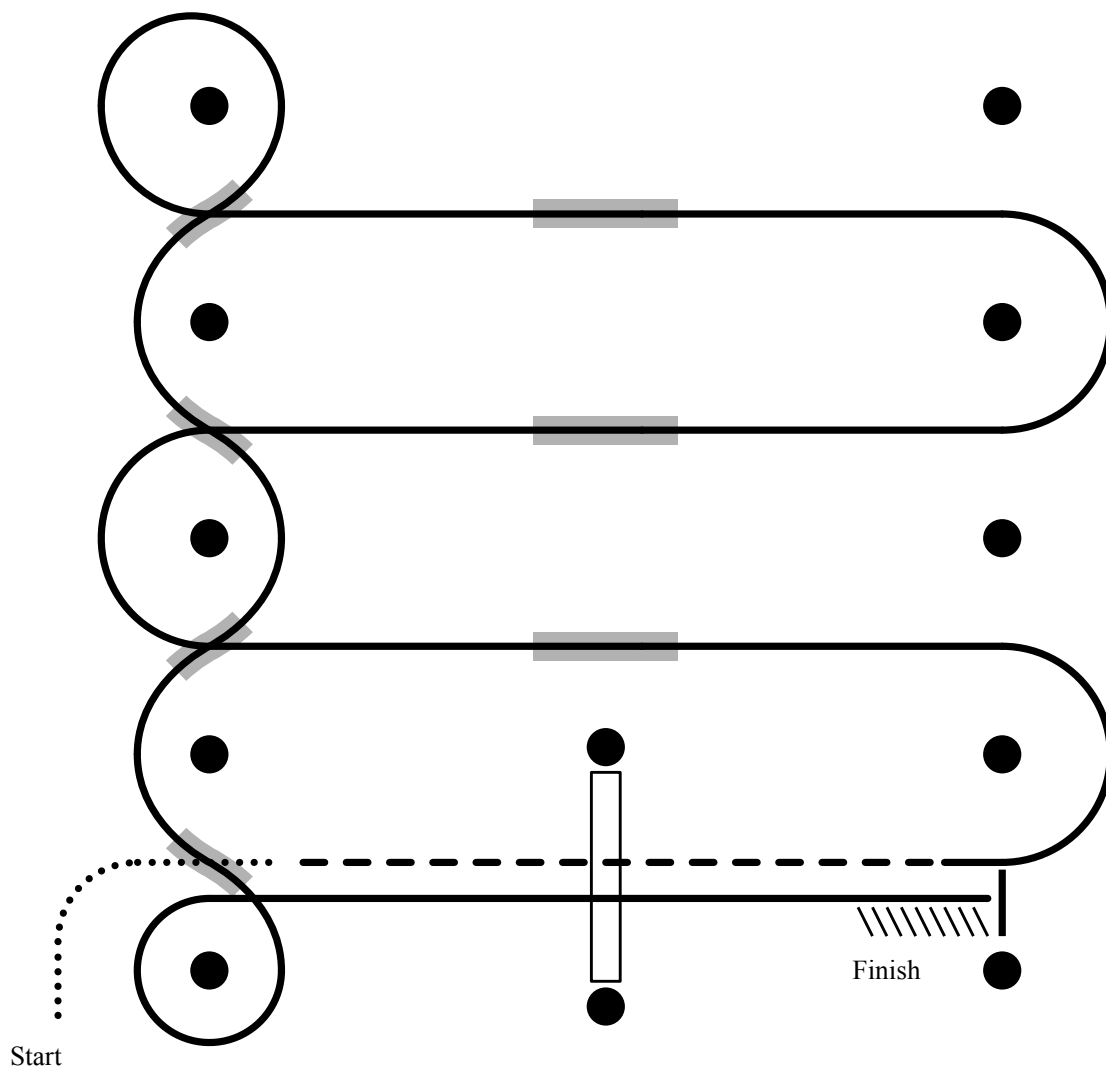
Show: IPtHA Combining Colors

Date: Sep 1, 2023

66. APHA Youth Western Riding

67. APHA AM Western Riding

68/68A. PtHA/APHA Western Riding



1. Walk, transition to jog, jog over log
2. Transition to the lope, on the left lead
3. First crossing change
4. Second crossing change
5. Third crossing change
6. Circle & first line change
7. Second line change
8. Third line change
9. Fourth line change & circle
10. Lope over log
11. Lope, stop & back

Generated from Equiscribe for iOS

# Reinsmanship

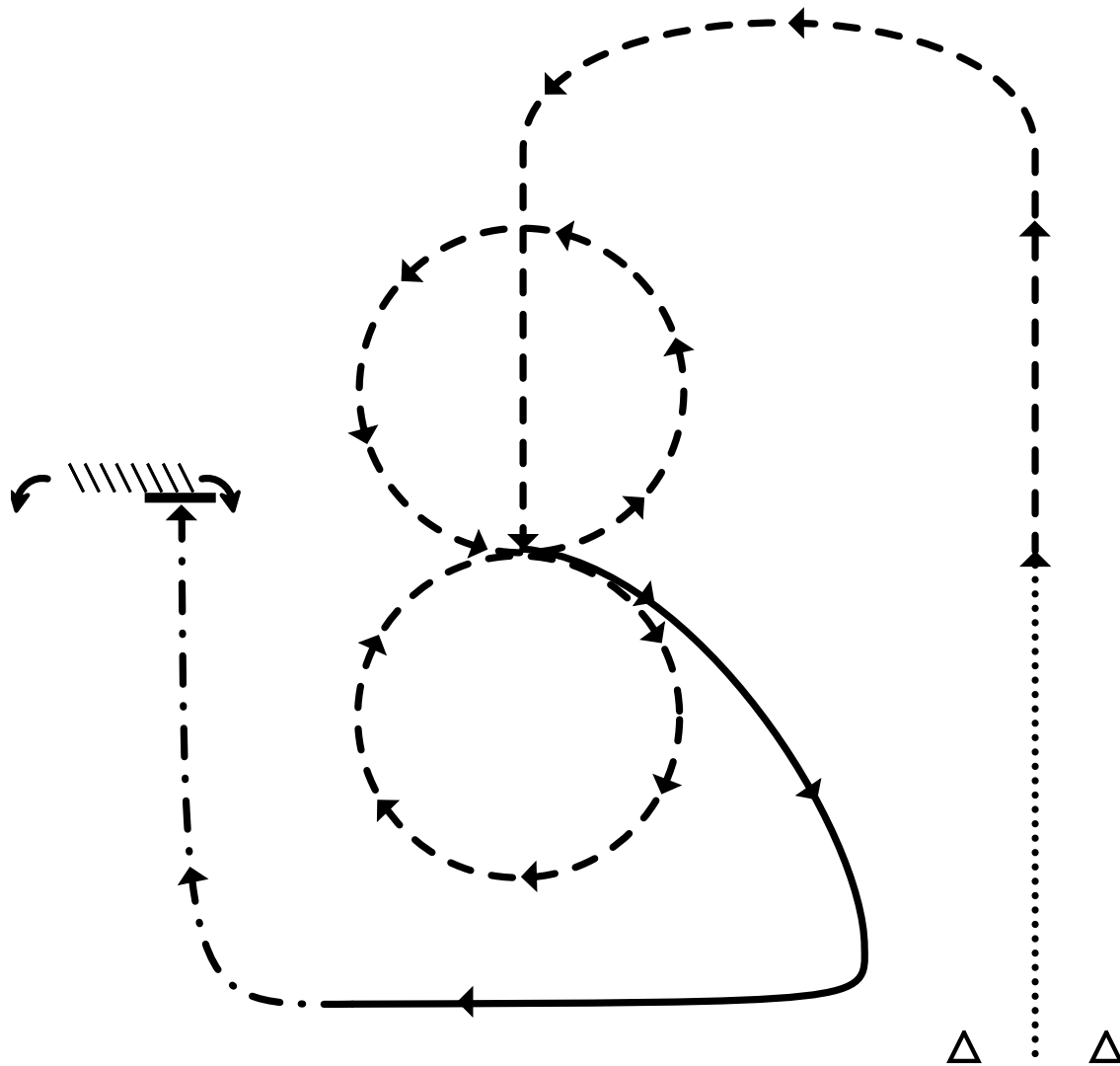
Age Division \_\_\_\_\_

72. PtHA AM Reinsmanship

Show: IPtHA Combining Colors

Date: Sep 1, 2023

---



---

Be ready at start cone

1. Walk
2. Slow trot
3. 1st circle
4. 2nd circle
5. Strong trot
6. Working trot
7. Stop Pivot 90° to the right and back
8. Pivot 90° to the left and
9. back rein back

*Generated from Equiscribe for iOS*

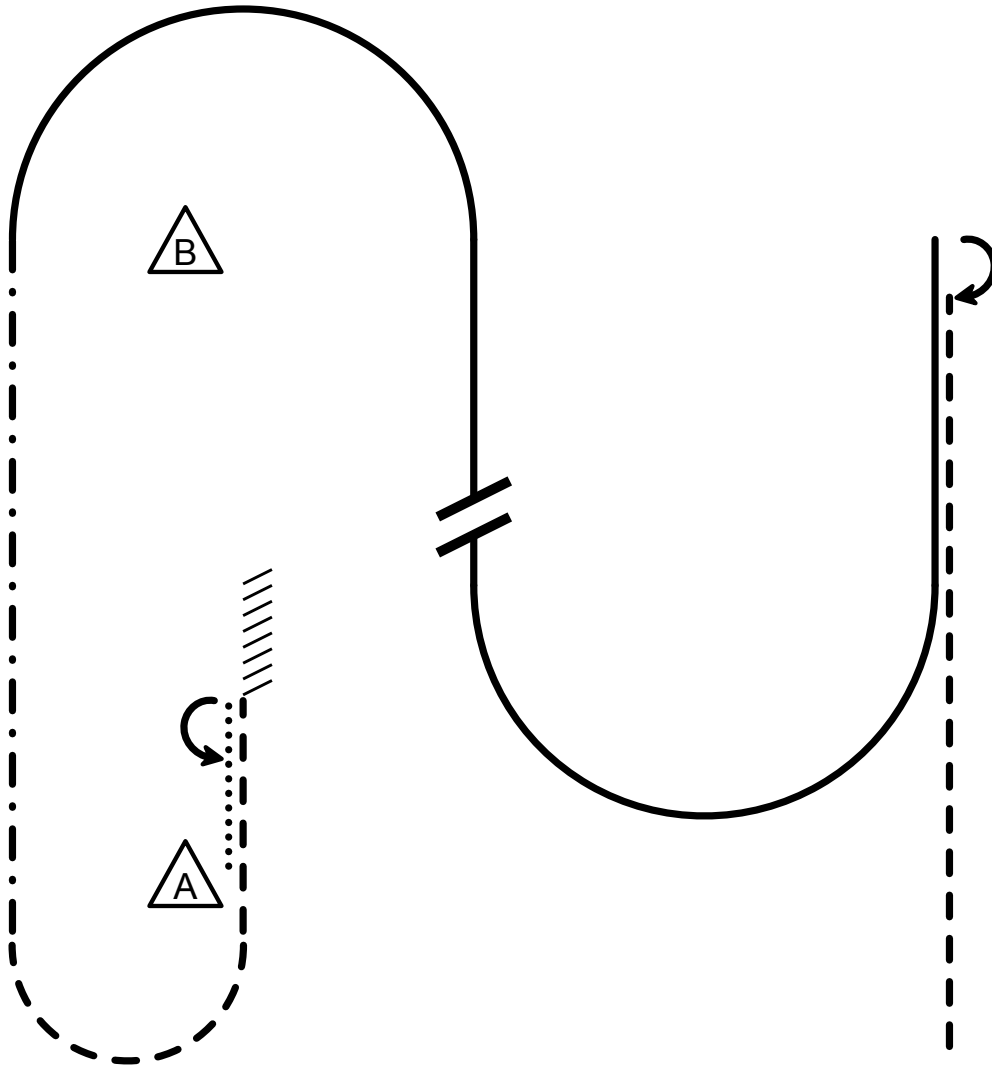
# Horsemanship

Age Divisions

Show: IPtHA Combining Colors

Date: Sep 1, 2023

176. ABO 18 & U Western Hms  
177. ABO 18 & U Western Hms  
182/182A. PtHA/APHA Nov. Am Hms  
183/183A. PtHA/APHA Nov. YA Hms  
184/184A. PtHA/APHA YA 13 & U HMS



Be ready at A

1. Walk two horse lengths, stop and turn 180° left
2. Back two horse lengths, then jog to and around A
3. Extended jog to B
4. Lope right lead around B and halfway to A
5. Simple lead change and lope a half circle until even with B
6. Stop and turn 180° right and jog to finish

Generated from Equiscribe for iOS

# Horsemanship

Age Divisions

Show: IPtHA Combining Colors

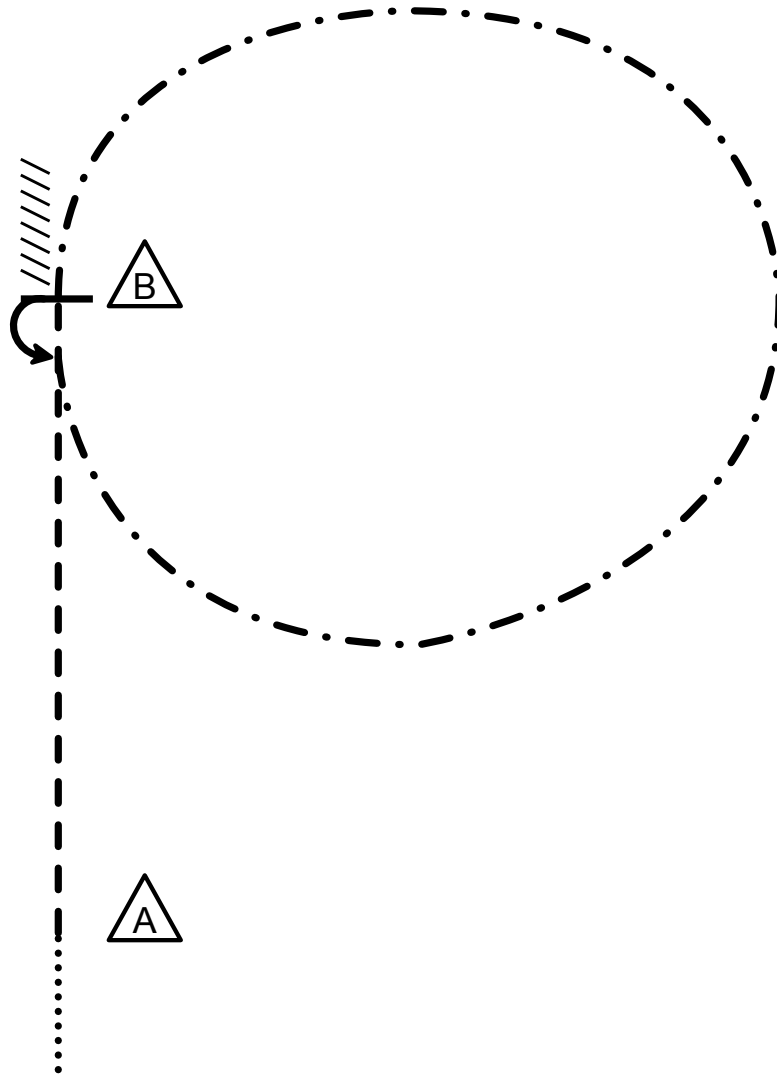
Date: Sep 1, 2023

178/178A PtHA/APHA YA W/T 5-10 HMS

179. PtHA 11-18 W/T HMS

180/180A. PtHA/APHA AM W/T HMS

181/181A. PtHA/APHA AM Solid Reg. W/T  
HMS



Be ready before A

1. Walk to A
2. Jog to B. Stop and turn 180° left
3. Perform an extended jog circle to the left
4. Stop at B and back approximately one horse length

Follow the instructions of your ring steward

*Generated from Equiscribe for iOS*

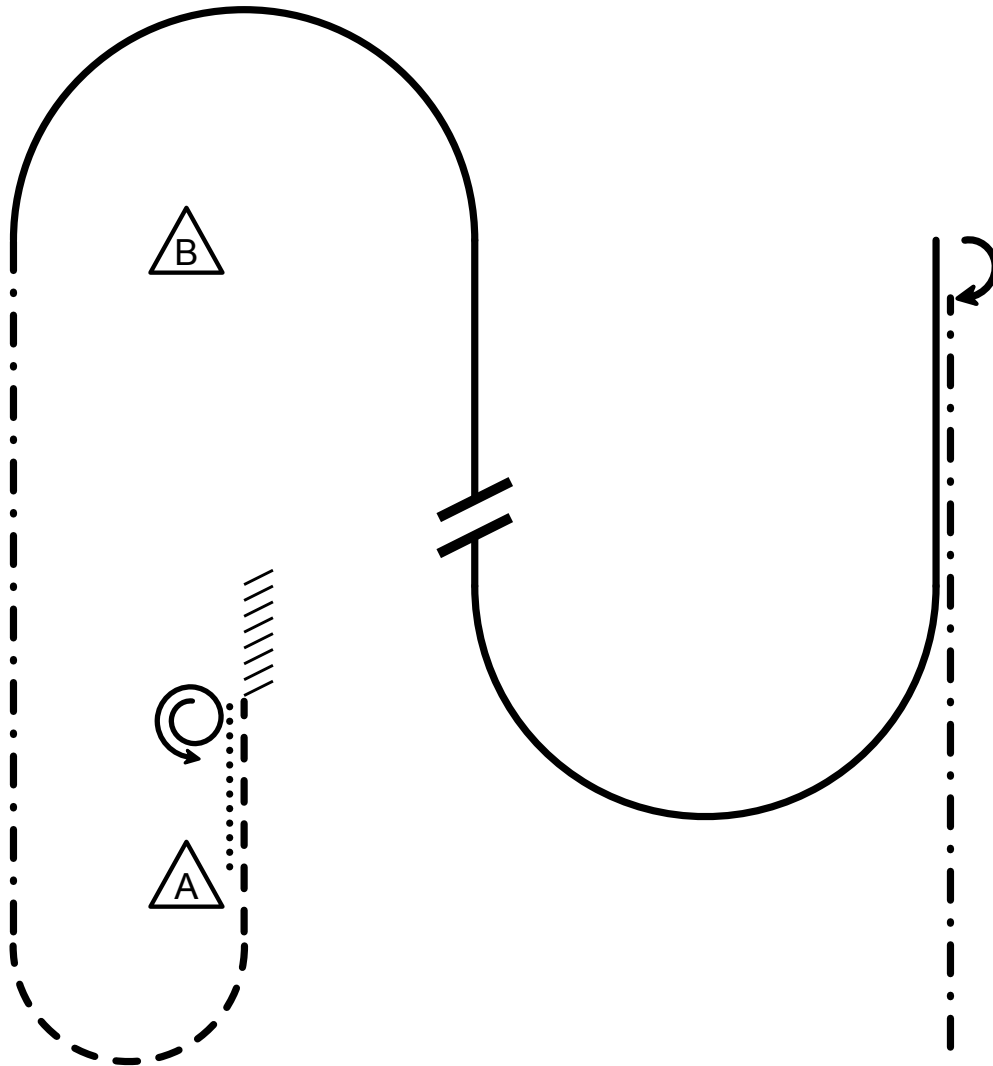
# Horsemanship

Age Divisions

Show: IPtHA Combining Colors

Date: Sep 1, 2023

185/185A. PtHA/APHA YA Solid HMS  
186/186A. PtHA/APHA YA 14-18 HMS  
187/187A. PtHA/APHA AM HMS  
188/188A. PtHA/APHA AM Solid HMS



Be ready at A

1. Walk two horse lengths, stop and turn 540° left
2. Back two horse lengths, then jog to and around A
3. Extended jog to B
4. Lope right lead around B and halfway to A
5. Change leads and lope a half circle until even with B
6. Stop and turn 180° right and extended jog to finish

Generated from Equiscribe for iOS

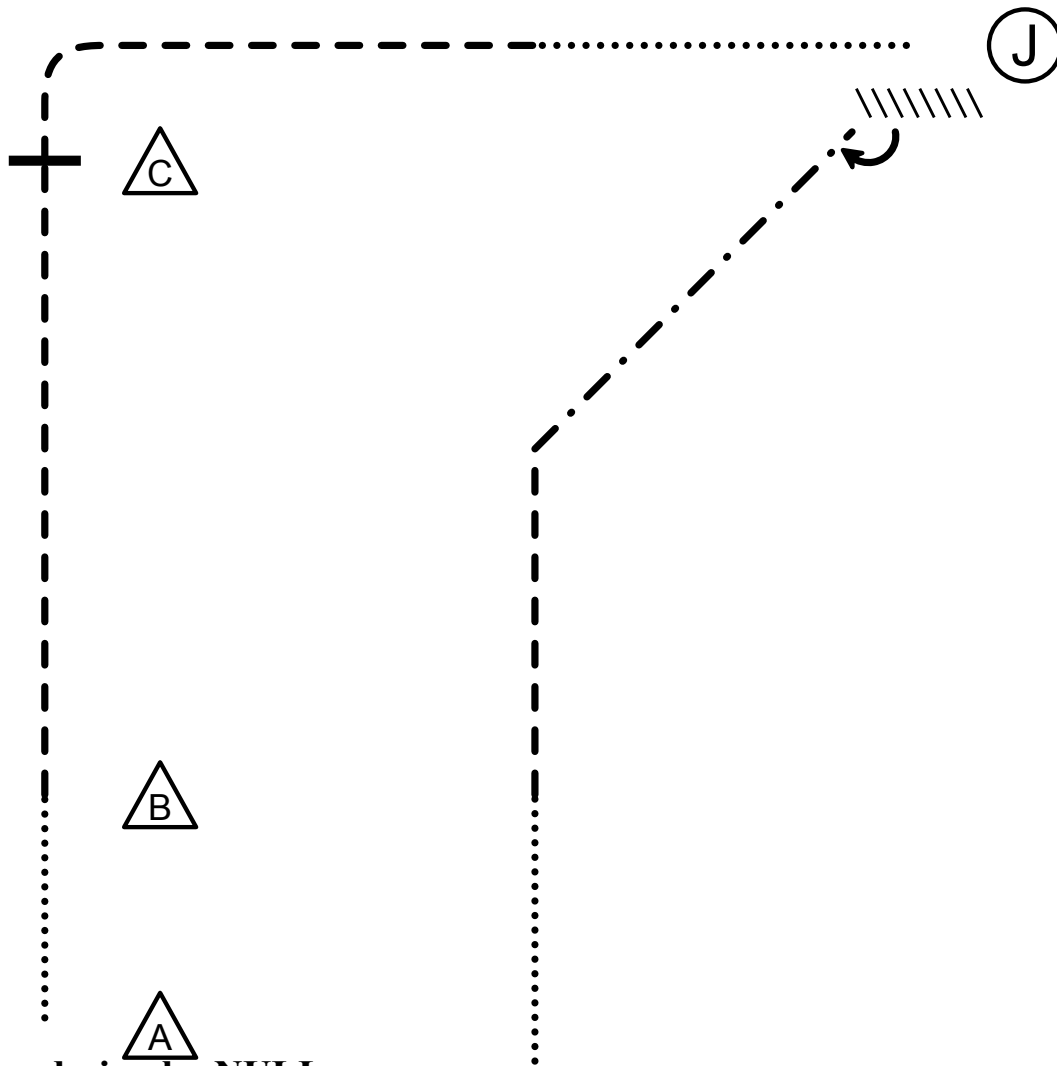
# Showmanship

## Age Divisions

Show: IPtHA Combining Colors

Date: Sep 1, 2023

All Classes except Am Walk Trot  
Nos. 195, 196, 197, 198, 199/199A, 200,  
203/203A, 204/204A, 205/205A,  
206/206A, 207/207A, 208/208A,  
209/209A



Pattern design by NULL

1. Walk to B
2. Trot to C; Stop; Hesitate
3. Trot corner halfway to judge
4. Walk to judge, stop, set up for inspection
5. Back two horse lengths and turn 135°
6. Extended trot through corner, collect to normal trot to B
7. Walk out

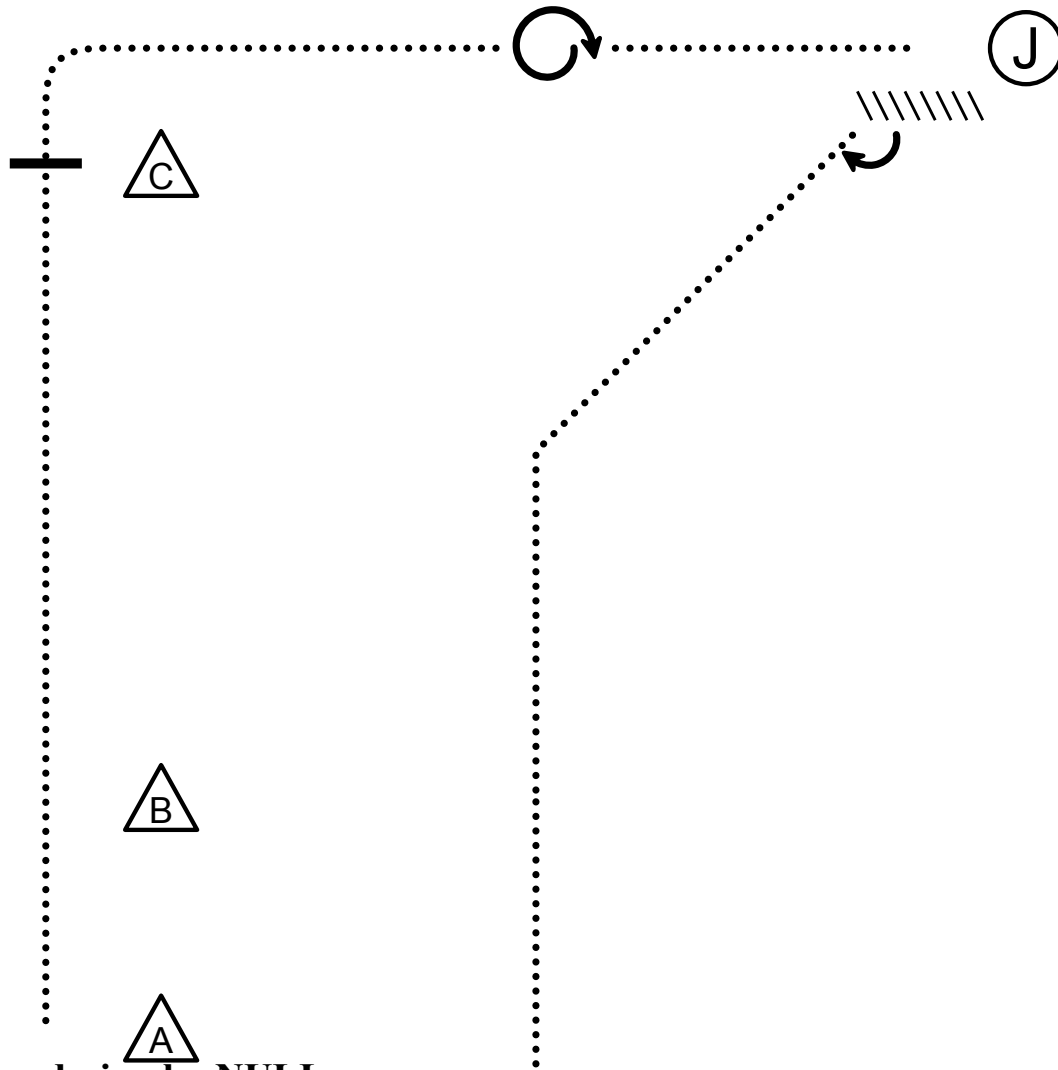


# Showmanship

201/201A. PtHA/APHA AM W/T  
202/202A. PtHA/APHA AM Solid Reg W/T

Show: IPtHA Combining Colors

Date: Sep 1, 2023



Pattern design by NULL

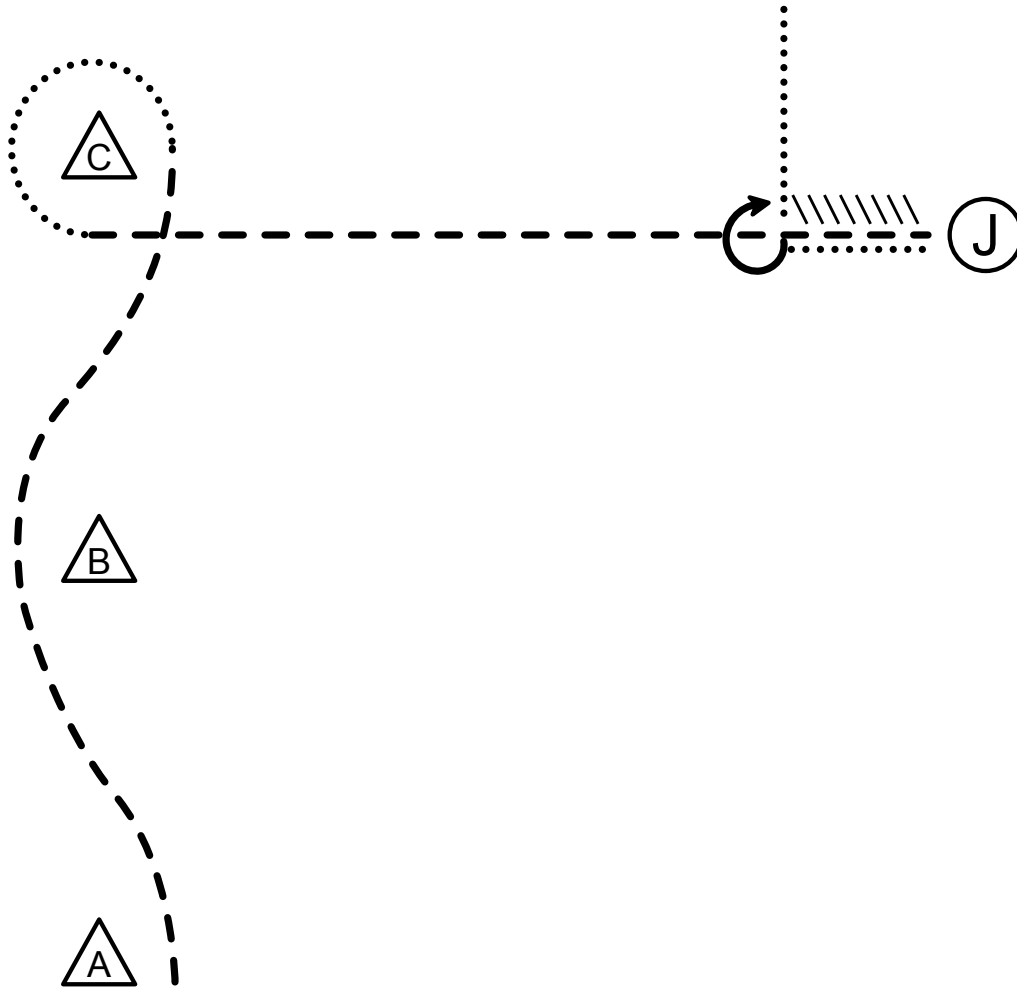
1. Walk to C; Stop; Hesitate
2. Walk corner halfway to judge
3. Stop, turn 360°
4. Walk to judge, stop, set up for inspection
5. Back one horse length and turn 135°
6. Extended walk through corner to B
7. Normal walk out

# Showmanship

Show: IPtHA Combining Colors

Date: Sep 1, 2023

---



## Pattern design by

---

Be ready at A

1. When acknowledged, trot from A, around B and to C
2. Walk a tight circle around C
3. Trot to judge
4. Back approximately one horse length
5. Walk to judge
6. Stop and set up
7. for inspection
8. When dismissed, perform a 270 turn and walk away from judge

Follow the directions of your ring steward

*Generated from Equiscribe for iOS*

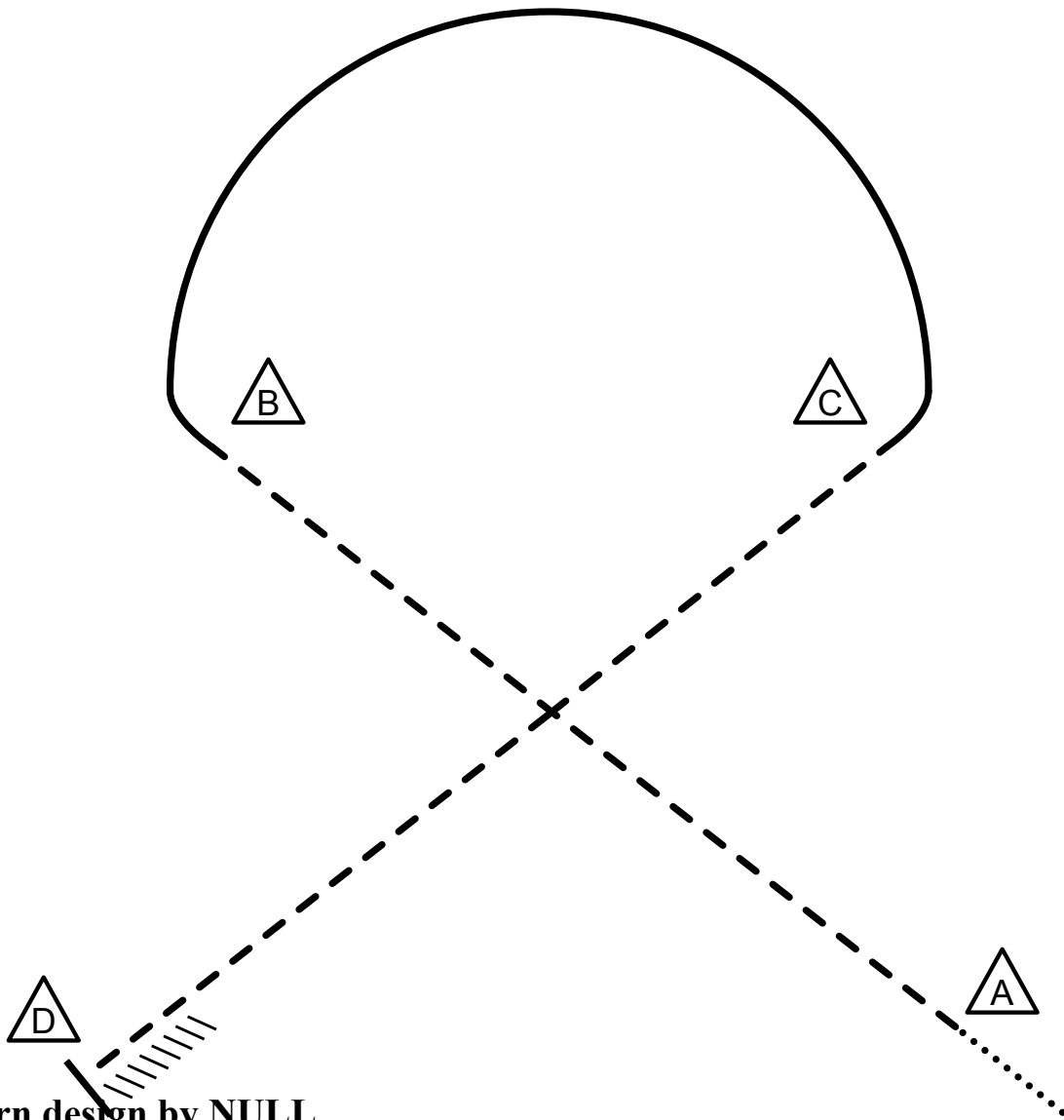
# English Equitation

## Age Divisions

Show: IPtHA Combining Colors

Date: Sep 1, 2023

234. ABO 18 & U English Eq  
235. ABO 19 & Over English Eq  
240/240a. PtHA/APHA Nov Am. Eq  
241/241A PtHA/APHA Nov YA Eq  
242/242A. PtHA/APHA YA 13 & U Eq



Pattern design by NULL

Be ready before A

1. Walk to A
2. Trot left diagonal to B
3. Canter right lead to C
4. Trot right diagonal halfway to D
5. Sitting trot to D
6. Stop and back approximately one horse length

Exit at sitting trot

Generated from Equiscribe for iOS

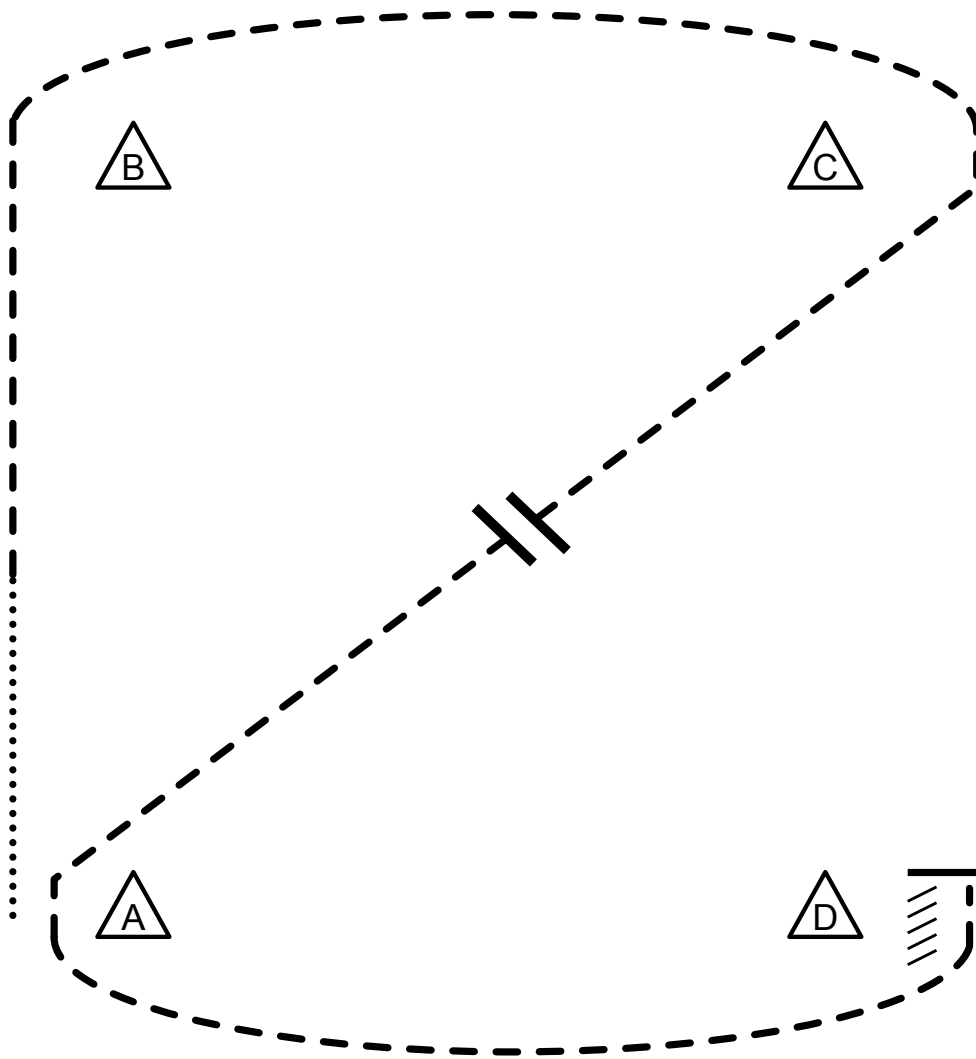
# English Equitation

Age Divisions

Show: IPtHA Combining Colors

Date: Sep 1, 2023

236/236A. PtHA/APHA YA W/T 5-10 Eq  
237. PtHA YA 11-18 W/T Eq  
238/238A. PtHA/APHA AM W/T  
239/239A. PtHA/APHA AM Solid W/T



Be ready at A

1. Walk halfway to B
2. Sitting trot to B
3. Trot on the left diagonal from B, to and around C, and halfway to A
4. Change diagonals halfway to A
5. Trot on the right diagonal around A and to D
6. Stop at D and back approximately one horse length

Walk off and follow the directions of your ring steward

*Generated from Equiscribe for iOS*

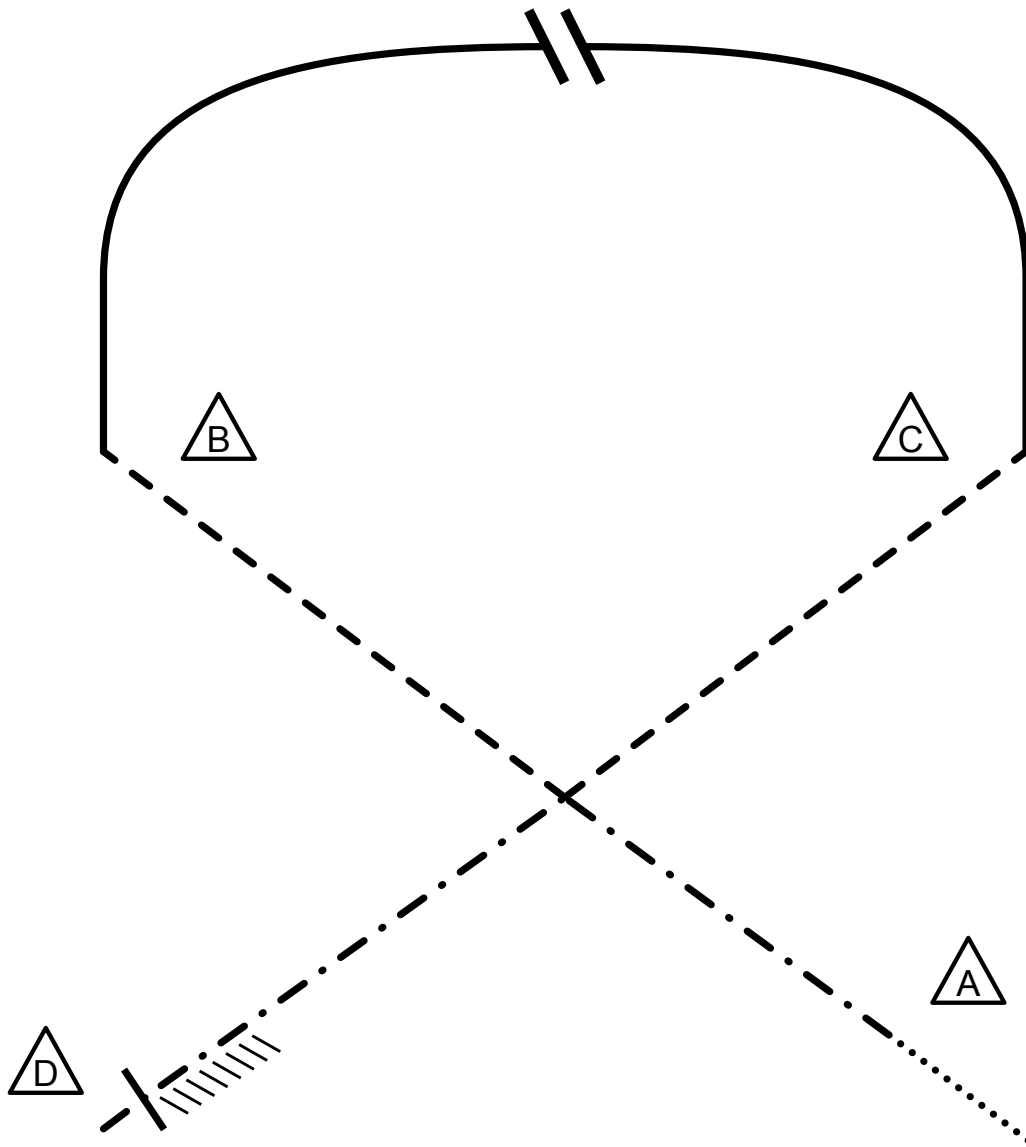
# English Equitation

Age Divisions \_\_\_\_\_

Show: IPtHA Combining Colors

Date: Sep 1, 2023

243/243A. PtHA/APHA YA Solid EQ  
244/244A. PtHA/APHA YA 14-18 EQ  
245/245A. PtHA/APHA AM EQ  
246/246A. PtHA/APHA AM Solid EQ



Be ready before A

1. Walk to A
2. Sitting trot 1/2 way to B
3. Posting trot on the left diagonal to B
4. Canter on the left lead toward C
5. At the top of the arc, change leads and canter on the right lead to C
6. Posting trot on the right diagonal 1/2 way to D
7. Sitting trot to D
8. Halt at D and back approximately one horse length
9. Exit at a sitting trot

*Generated from Equiscribe for iOS*